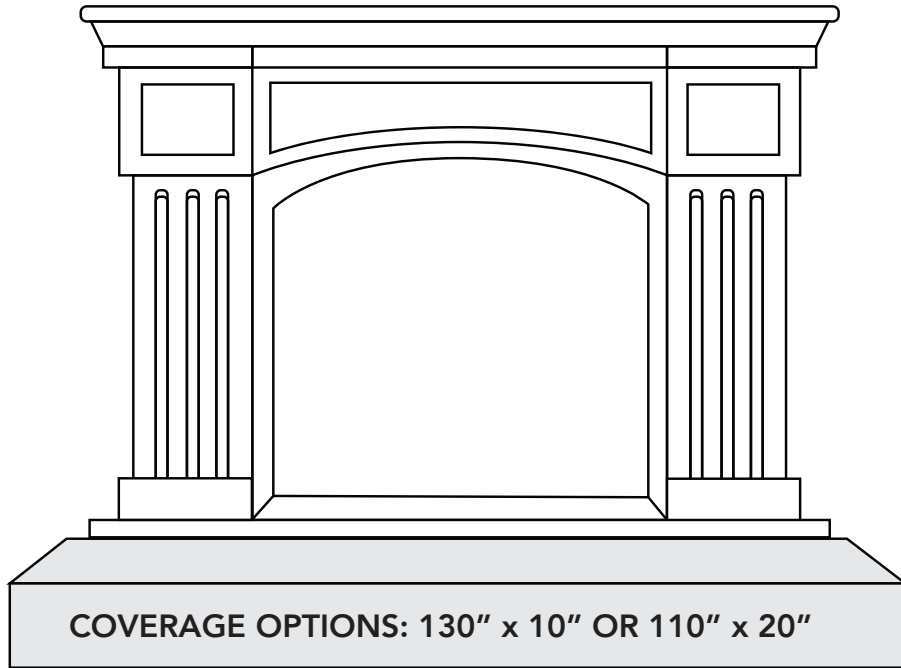
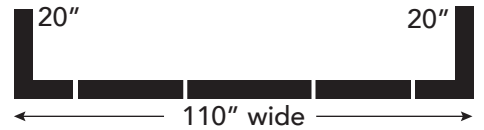


HEARTH PAD KIT ASSEMBLY INSTRUCTIONS

MODEL KEPK

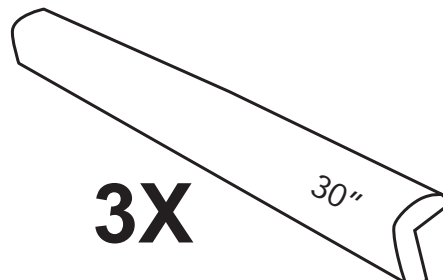


**MAXIMUM
COVERAGE
OPTIONS**



WE RECOMMEND INSTALLATION WITHOUT CHILDREN PRESENT.

ASSEMBLY PARTS



WHAT YOU WILL NEED:




CUTTING TOOL: Use a bread knife or a similar serrated knife.

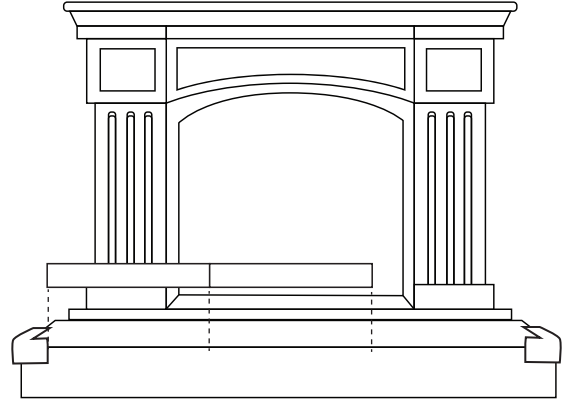
BEFORE INSTALLATION: Layout pieces to determine best fit on your hearth.
CLEANING: Rubbing alcohol works best to remove dirt.
Remove double-sided tape backing before install.

- 1** Install corner pieces using either 10" depth or 20" depth direction. Refer to max coverage layouts.

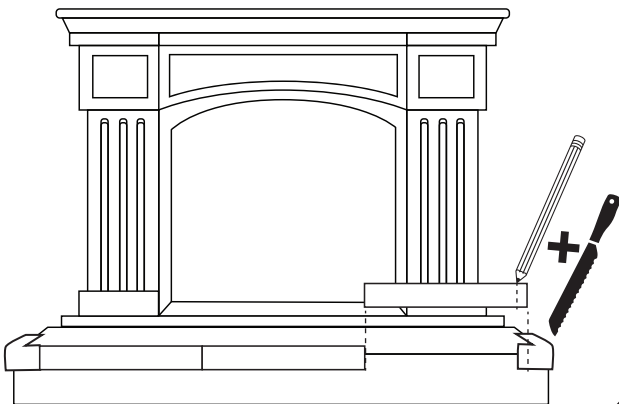
2X



- 2** Install two of the three straight pieces.



- 3** If the last piece does not fit, mark with pencil and trim with knife to fit. Then install.



CARDINAL GATES
SAFETY PRODUCTS FOR CHILDREN, PETS & HOMES
(770) 252-4200
Toll Free (800) 318-3380
www.cardinalgates.com

 MADE IN THE U.S.A.