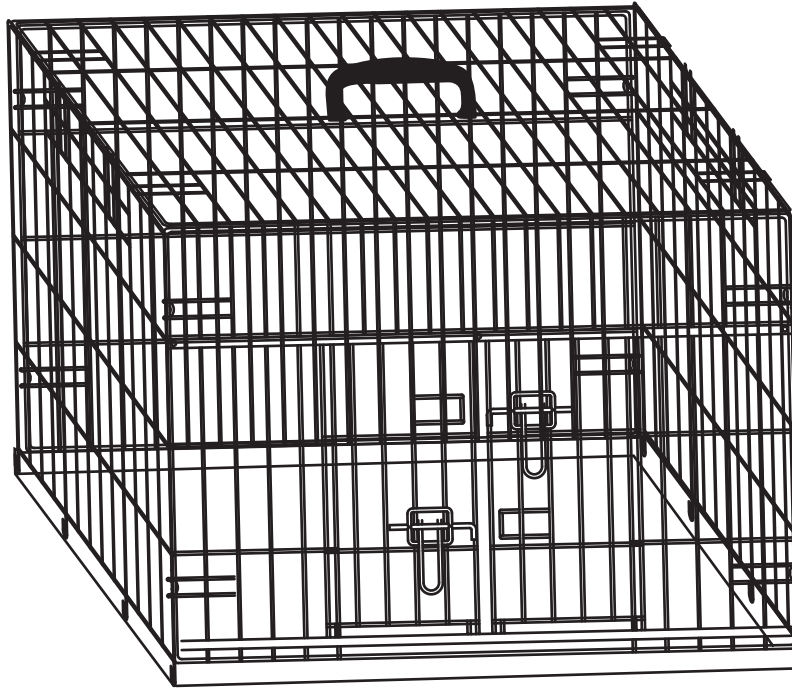


# PET CARRIER

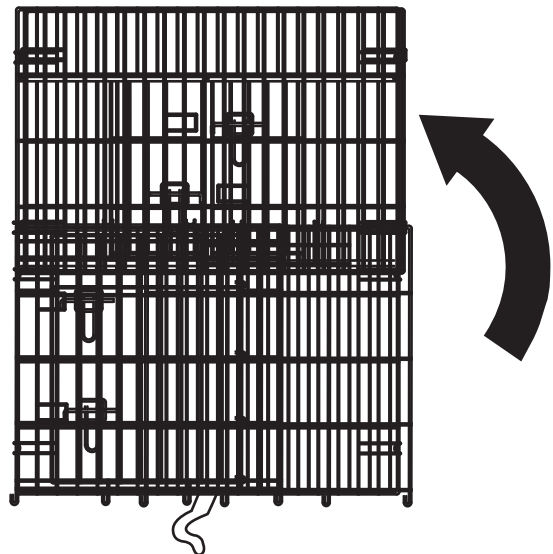
## ASSEMBLY INSTRUCTIONS



**1** Unlock gate from flat shipping configuration.



**2** Unfold gate.




**CARDINAL GATES**  
SAFETY PRODUCTS FOR CHILDREN, PETS & HOMES

(770) 252-4200  
Toll Free (800) 318-3380  
[www.cardinalgates.com](http://www.cardinalgates.com)

- 3** With gate in a box shape, raise both sides and lock into place with top clip.



- 4** Install handle. The plastic handle is for carrying crate empty, without the pet.



## PET CARRIER OPENING INSTRUCTIONS



TO OPEN DOUBLE GATE:  
Unlock doors by lifting "U" shaped handles  
and slide gates open left and right.



TO OPEN END GATE:  
Unlock doors by lifting up the metal handle  
and slide up to open gate.