
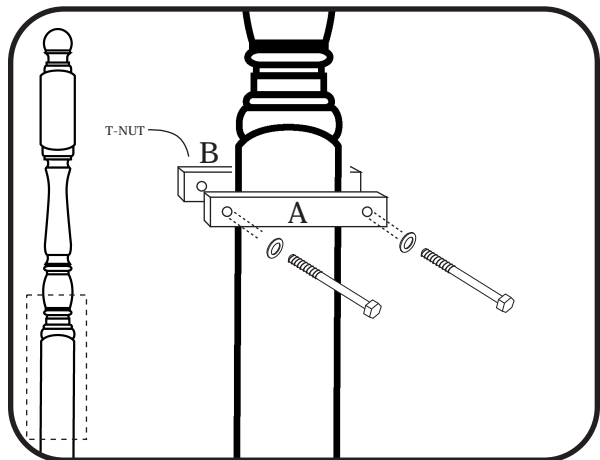


Square Bracket

ASSEMBLY INSTRUCTIONS



Wood Clamps provide a means for attaching your gate to a post without damaging the post with screws. Please follow these procedures to install a CARDINAL GATE.



Insert bolt with washer through clamp and screw into T-nut on opposite clamp. The clamp with the T-nut should be on the outside of the post. Mount gate according to instructions.


It may be necessary to obtain longer or shorter bolts from a hardware store, depending on post thickness.

It may be desirable to use a short piece of duct tape or weather strip between clamp and post to protect finish. CARDINAL GATES, INC. will not be responsible for any damage to the finish of a post.

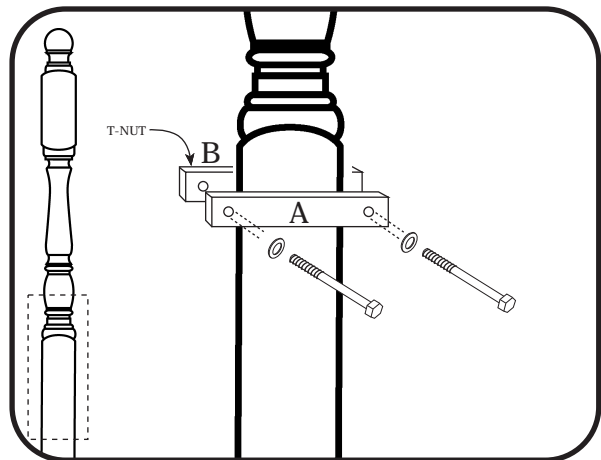
CARDINAL GATES, INC.
79 Amlajack Way • Newnan, GA 30265
770-252-4200 • www.cardinalgates.com

Square Bracket

ASSEMBLY INSTRUCTIONS



Wood Clamps provide a means for attaching your gate to a post without damaging the post with screws. Please follow these procedures to install a CARDINAL GATE.



Insert bolt with washer through clamp and screw into T-nut on opposite clamp. The clamp with the T-nut should be on the outside of the post. Mount gate according to instructions.


It may be necessary to obtain longer or shorter bolts from a hardware store, depending on post thickness.

It may be desirable to use a short piece of duct tape or weather strip between clamp and post to protect finish. CARDINAL GATES, INC. will not be responsible for any damage to the finish of a post.

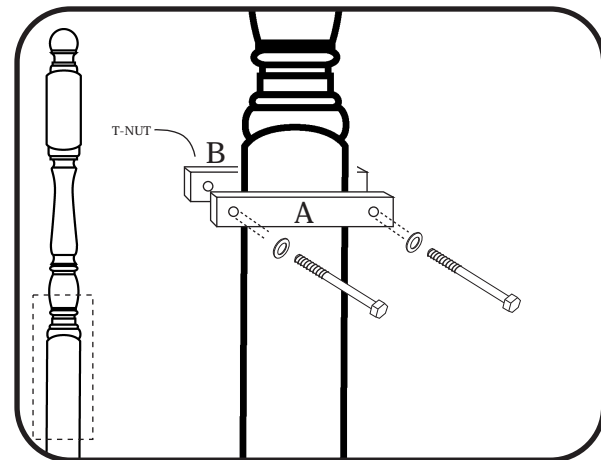
CARDINAL GATES, INC.
79 Amlajack Way • Newnan, GA 30265
770-252-4200 • www.cardinalgates.com

Square Bracket

ASSEMBLY INSTRUCTIONS



Wood Clamps provide a means for attaching your gate to a post without damaging the post with screws. Please follow these procedures to install a CARDINAL GATE.



Insert bolt with washer through clamp and screw into T-nut on opposite clamp. The clamp with the T-nut should be on the outside of the post. Mount gate according to instructions.

It may be necessary to obtain longer or shorter bolts from a hardware store, depending on post thickness.

It may be desirable to use a short piece of duct tape or weather strip between clamp and post to protect finish. CARDINAL GATES, INC. will not be responsible for any damage to the finish of a post.

CARDINAL GATES, INC.
79 Amlajack Way • Newnan, GA 30265
770-252-4200 • www.cardinalgates.com